

# PORTA-GANTRY® RAPIDE


1,100 lb  
(500 kg) Goods

550 lb  
(250 kg) Personnel

The PORTA-GANTRY RAPIDE adds exciting new dimensions to the PORTA-GANTRY family, as a unique rapid deployment system with Goods and Personnel Lifting (Man-ride) capability.



Provided by **THERN**



## Standard Dimensions

### Open:

81.0 x 85.4 x 45.7 in  
(2076 x 2189 x 1170 mm)

### Folded:

17.2 x 85.5 x 16.2 in  
(440 x 2190 x 415 mm)

### Height to Lifting Eye:

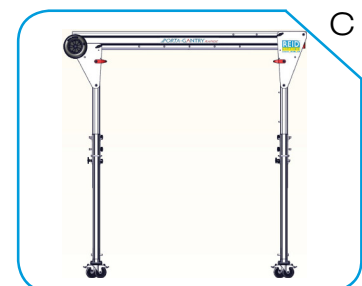
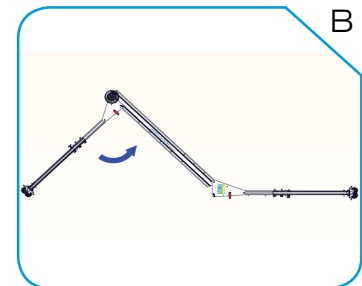
Master Link Trolley  
67.8 - 75.6 in  
(1738 - 1938 mm)

Closed Coupled Trolley  
72.2 - 80.0 in  
(1850 - 2050 mm)

### Working Span:

59.1 in  
(1500 mm)

## Easy Assembly (A-C)



## FEATURES

- Dual rated for goods and personnel lifting
  - Goods rated to WLL 1100 lb (500kg)
  - Personnel rated to WLL 550 lb (250kg)
  - Designed to meet and exceed OSHA, ANSI, CSA and CE standards
- Rapid assembly by one person in less than a minute.
- Easily assembled using pins by just one person (No bolts or tools required)
- Total assembled weight from just 72 lb (33kg).
- Load bearing, lockable castors for easy positioning.\*
- Folds down neatly for easy transportation with integral wheeled carrier for portability by one person. 2 handles for carrying with 2 people.
- Highly compact for stowage and easily fits into a typical service vehicle
- Height of Lift easily adjusted with additional 7.9 in (200mm) height available
- Multiple person fall arrest capability.

\* **ACOP** – Advises no gantry movement under load except where a “competent person” has undertaken a suitable Risk Assessment & Method Statement and deems appropriate.



OSHA  
ANSI  
CSA  
CE



LEEA Membership



ISO 9001



ISO 14001



OHSAS  
18001




The Queen's  
Award for  
Enterprise  
Innovation



LIGHTWEIGHT ■ PORTABLE ■ SAFE

Provided by **THERN**




### PORTABILITY

Carry handles and trolley integral to structure.



### LOAD TROLLEY

Innovative quick release trolley fitted in seconds.



### COMPACT

Frames easily fold onto beam forming, stowable units.



### RAPID ATTACHMENTS

Winch option deployed on two bolts. Height adjusted easily by hand.



### STOWABILITY

Trolleys easily stow onto folded structure & compact size lends itself to easy storage.



### "TRAP" PLATES

Trapezoidal plates and aircraft pins enable rapid, safe deployment without tools.

## RAPIDE DESIGN OPTIONS

Part #	Description
PGRS00500CA	A-Frame
<b>MATERIAL HANDLING TROLLEY (choose one)</b>	
PGTZR00500 (A)	Master Link Trolley used with chain hoist*
PGTXR00500 (B)	Closed Coupled Trolley used with chain hoist*
	Basic carriers for general use with material handling applications. Closed Coupled Trolley provides additional 4.5" of overhead clearance.
<b>PERSONNEL LIFTING CONFIGURATION (man-ride)</b>	
PGTUR00500 (C)	Sheave Carrier - Guides wire rope on personnel rated winch. Use in conjunction with winch bracket. - <b>Required</b>
RAPG000002 (D)	Winch Bracket - Designed to hold SALA II personnel rated hand winch*. Includes sheave to guide wire rope. - <b>Required</b>
<b>Trolley Choice</b>	Select either Master Link Trolley or Closed Coupled Trolley to attach SRL (Self Retracting Lifeline)*.

\* Provided by others.



A



B



C



D



# PORTA-GANTRY<sup>®</sup> RAPIDE

Provided by **THERN** STOW 'n' GO



1  
Person



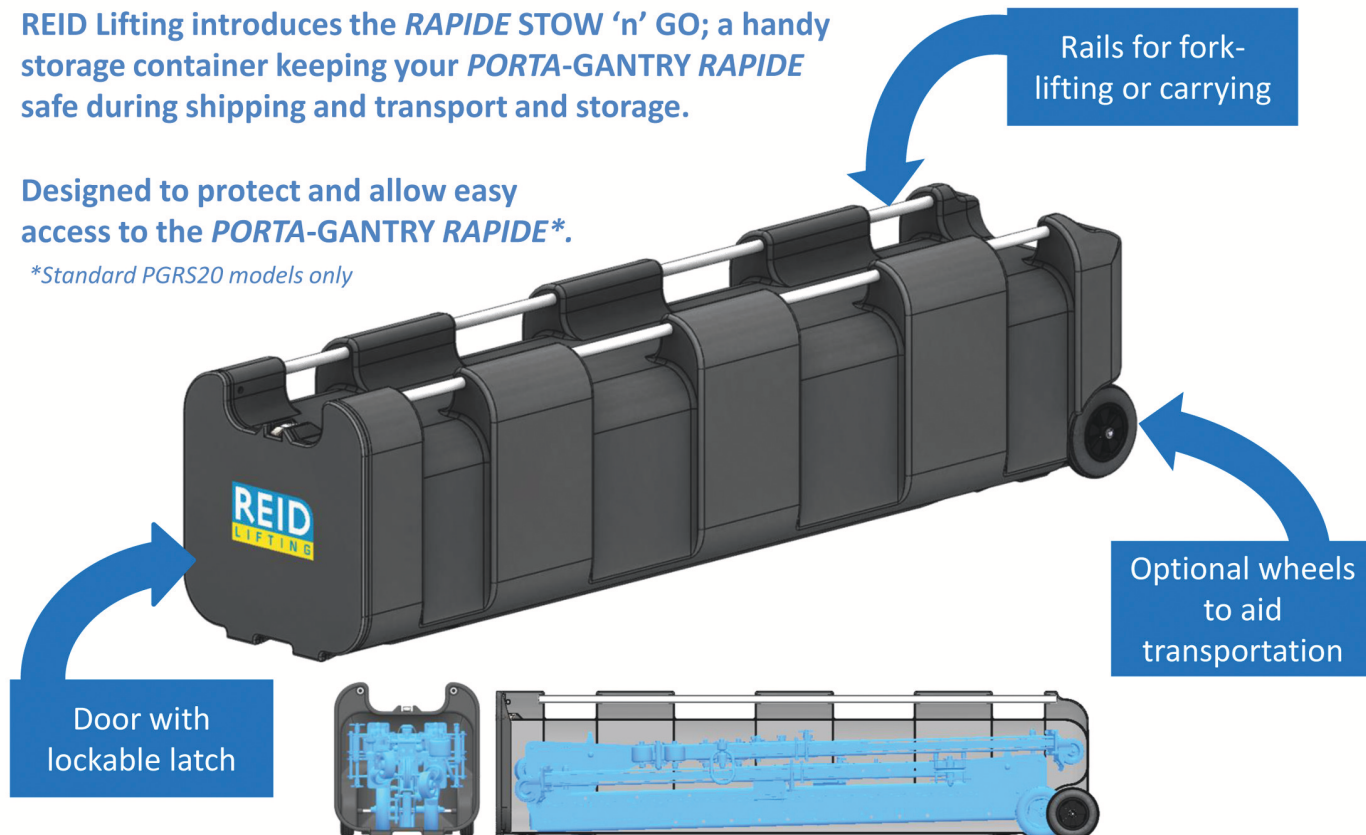
28kg  
62lb

No. 1 in lightweight, portable, safe lifting solutions

REID Lifting introduces the *RAPIDE* STOW 'n' GO; a handy storage container keeping your *PORTA-GANTRY RAPIDE* safe during shipping and transport and storage.

Designed to protect and allow easy access to the *PORTA-GANTRY RAPIDE*\*.

*\*Standard PGRS20 models only*



## The Facts:

- Rugged storage container protects the *PORTA-GANTRY RAPIDE* from damage during transport.
- Handy rails for fork-lifting or carrying
- Supplied with or without wheels depending upon application.
- Tools etc can be stored on top and around unit without getting in the way of the *RAPIDE* and blocking its storage space.
- Allows accessories and expensive equipment to be stored in the box out of the way from damage and contaminants.

• Dimensions: 532 (W) x 571 (L) x 2274 (H) mm / Weight approx: 28kg  
21 (W) x 22.5 (L) x 90 (H) in 62lb

### The Every Day User

- Designed to be stored in the back of a van to allow easy access to the *RAPIDE*.

### The Depot User

- Stackable keeping all your *RAPIDE*s in one place with easy access

## The *PORTA-GANTRY RAPIDE*...



SNGPO/EN/V1/13/09